



# eCornerstone Application Update

## for September 8, 2003 Deployment

**The following changes to the eCornerstone system will be deployed and effective on September 8, 2003 (version 1.1.3). If you have any questions, please contact the Cornerstone Call Center toll-free at 1-877-447-4221. NOTE: The data displayed on screen captures is test data, and in no way reflects actual data being captured by the Youth Services agencies.**

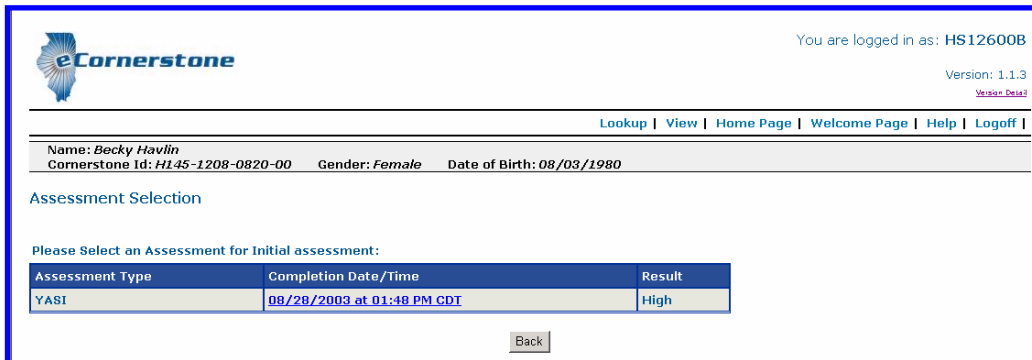
## GENERAL INFORMATION

The **eCornerstone Reference Manual** has been updated with all changes and additions outlined in this document.

## SYSTEM CHANGES AND ENHANCEMENTS

### Miscellaneous Modifications

- When selecting an assessment to designate as a reassessment or closing assessment from the **Assessment Selection** page, (accessed from the **Enrollment-Assessment Relationship** page), the list has been corrected to only display assessments that are eligible for these designations. Previously, the assessment selection page showed assessments with dates earlier than the last linked assessment for that program.




The screenshot shows the eCornerstone web interface. At the top left is the eCornerstone logo. At the top right, it says "You are logged in as: HS12600B" and "Version: 1.1.3" with a "Version Detail" link. Below this is a navigation bar with links: "Lookup | View | Home Page | Welcome Page | Help | Logoff |". A user information bar displays: "Name: *Becky Havlin*, Cornerstone Id: *H145-1208-0820-00*, Gender: *Female*, Date of Birth: *08/03/1980*". The main section is titled "Assessment Selection" and contains the instruction "Please Select an Assessment for Initial assessment:". Below this is a table with the following data:

Assessment Type	Completion Date/Time	Result
YASI	<a href="#">08/28/2003 at 01:48 PM CDT</a>	High

At the bottom of the table area is a "Back" button.

All references to "care plan" have been changed to "case plan."

The page that displays the YASI wheel now presents the completion date of the YASI assessment that is illustrated by the wheel.


 You are logged in as: **cststall**  
Version: 1.1.3  
[Version Detail](#)


[Lookup](#) | [View](#) | [Home Page](#) | [Welcome Page](#) | [Help](#) | [Logoff](#) |

Name: **Summer Breeze**  
Cornerstone ID: **B620-2568-7193-00** Gender: **Female** Date of Birth: **07/07/1987**


**Completion Date**  
08/27/2003


**Overall Scores**


Overall Risk Level  
 H


Overall Protective Factors  
 M

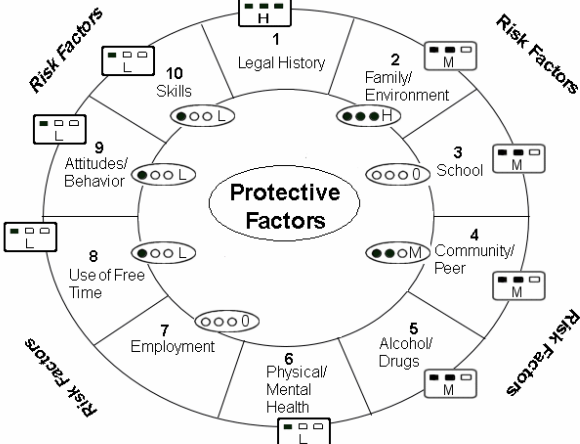
Static/Dynamic Summary

Static Risk  
 M

Dynamic Risk  
 M

Static Protective Factors  
 H

Dynamic Protective Factors  
 M



The YASI Wheel diagram consists of 10 segments representing Risk Factors, arranged in a circle around a central 'Protective Factors' area. Each segment contains a score represented by a grid of squares and circles. The segments are: 1. Legal History (H), 2. Family/Environment (M), 3. School (M), 4. Community/Peer (M), 5. Alcohol/Drugs (M), 6. Physical/Mental Health (L), 7. Employment (L), 8. Use of Free Time (L), 9. Attitudes/Behavior (L), and 10. Skills (L). The overall scores on the left indicate: Overall Risk Level (H), Overall Protective Factors (M), Static Risk (M), Dynamic Risk (M), Static Protective Factors (H), and Dynamic Protective Factors (M).